

2006 Updating and Screening Assessment of Air Quality in Peterborough

Appendix 2

Industrial Processes Identified for Further Consideration

September 2006

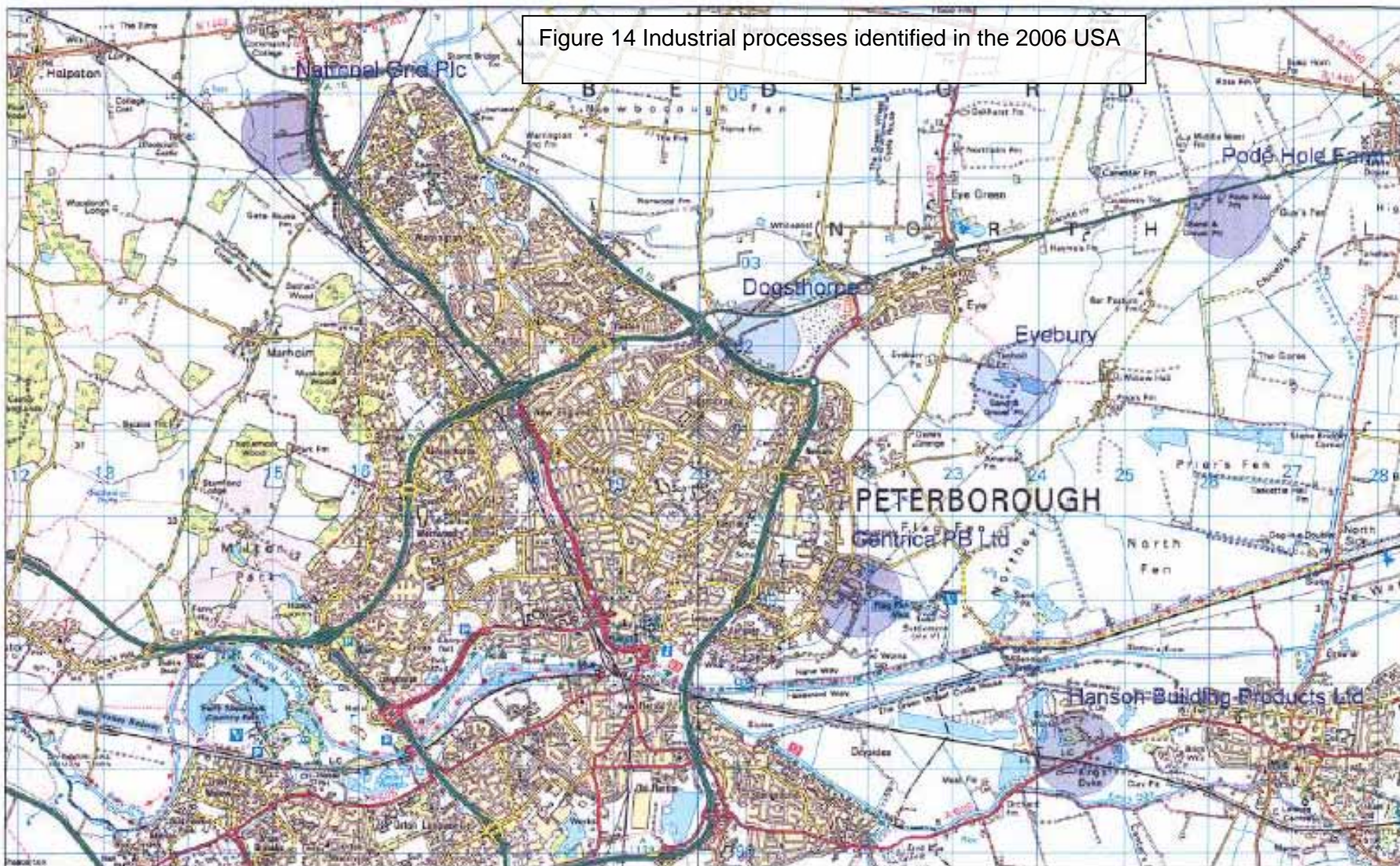
Industrial processes identified for further consideration.

Nine industrial process have been identified as requiring further assessment of their emissions in the USA. Table 37 and figures 14, 15 and 16 shows the sites, their processes descriptions and their locations.

Table 37 Industrial processes identified by the USA

Name	Description
Centrica PB Ltd	Power Generation
National Grid Plc	Compressor Station
Castle Cement Ltd	Cement Manufacturing
Hanson Building Products Ltd	Brick Manufacture
Pode Hole Farm	Sand/gravel extraction
Cross Leys	Limestone extraction
Dogsthorpe	Landfill
Eyebury	Sand/gravel extraction, construction/demolition waste recycling,
Thornhaugh	Limestone extraction, aggregates recycling landfilling

Figure 14 Industrial processes identified in the 2006 USA



Title Industrial processes identified in the 2006 USA

Department Environmental Health Drg. No.

PCC GIS

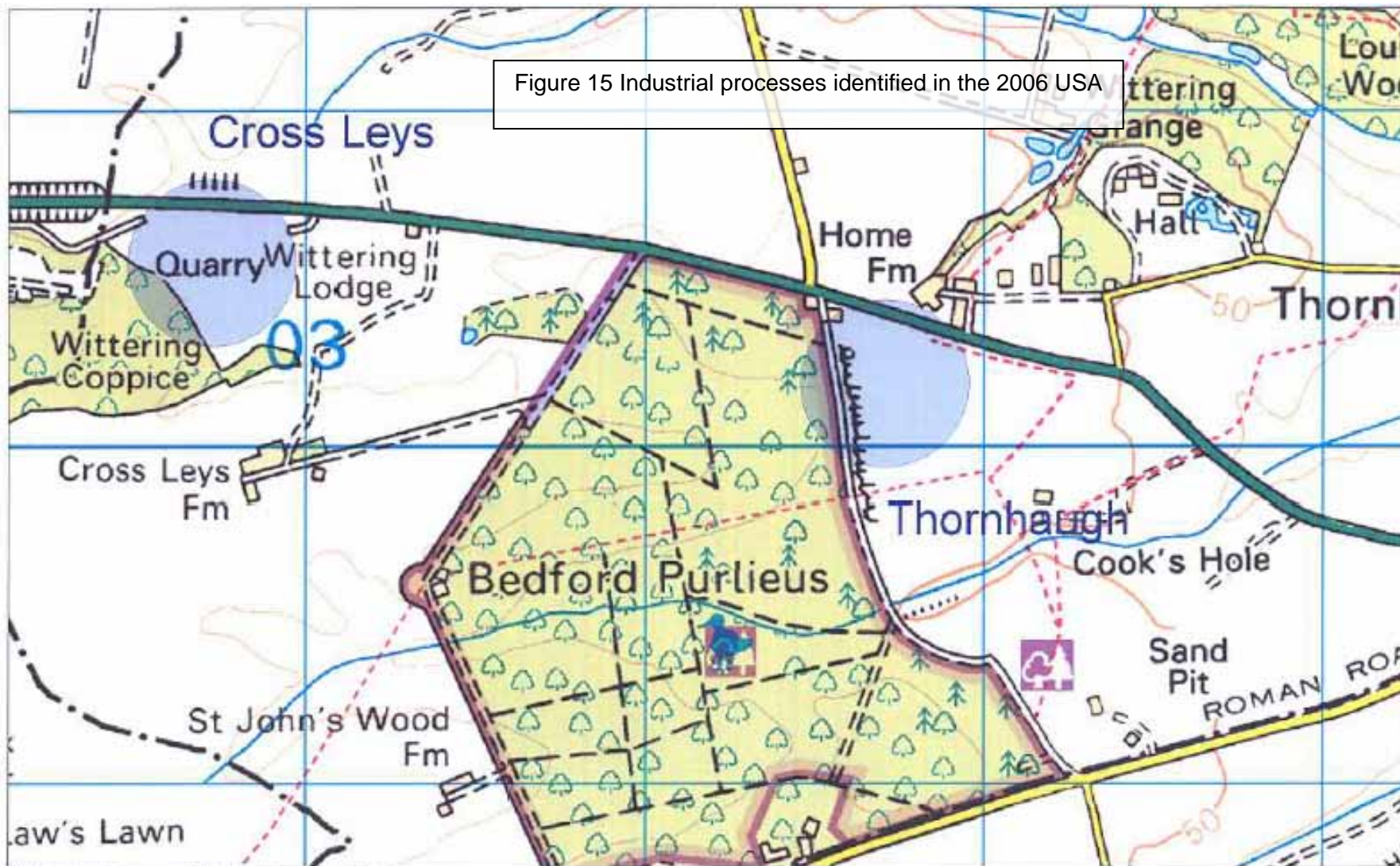


Scale 1:600000 Date 27th September 2006 Name DB

This map is reproduced from an aerial photograph taken with the permission of Ordnance Survey on behalf of the Controller of Her Majesty's Stationery Office

© Crown copyright. Unauthorised reproduction infringes Crown copyright and may lead to prosecution or civil proceedings. Peterborough City Council, LA 076698, 2005

Figure 15 Industrial processes identified in the 2006 USA



Title Industrial processes identified in the 2006 USA

Department Environmental Health Drg. No.

Scale 1:15000

Date 27th September 2006

Name DB

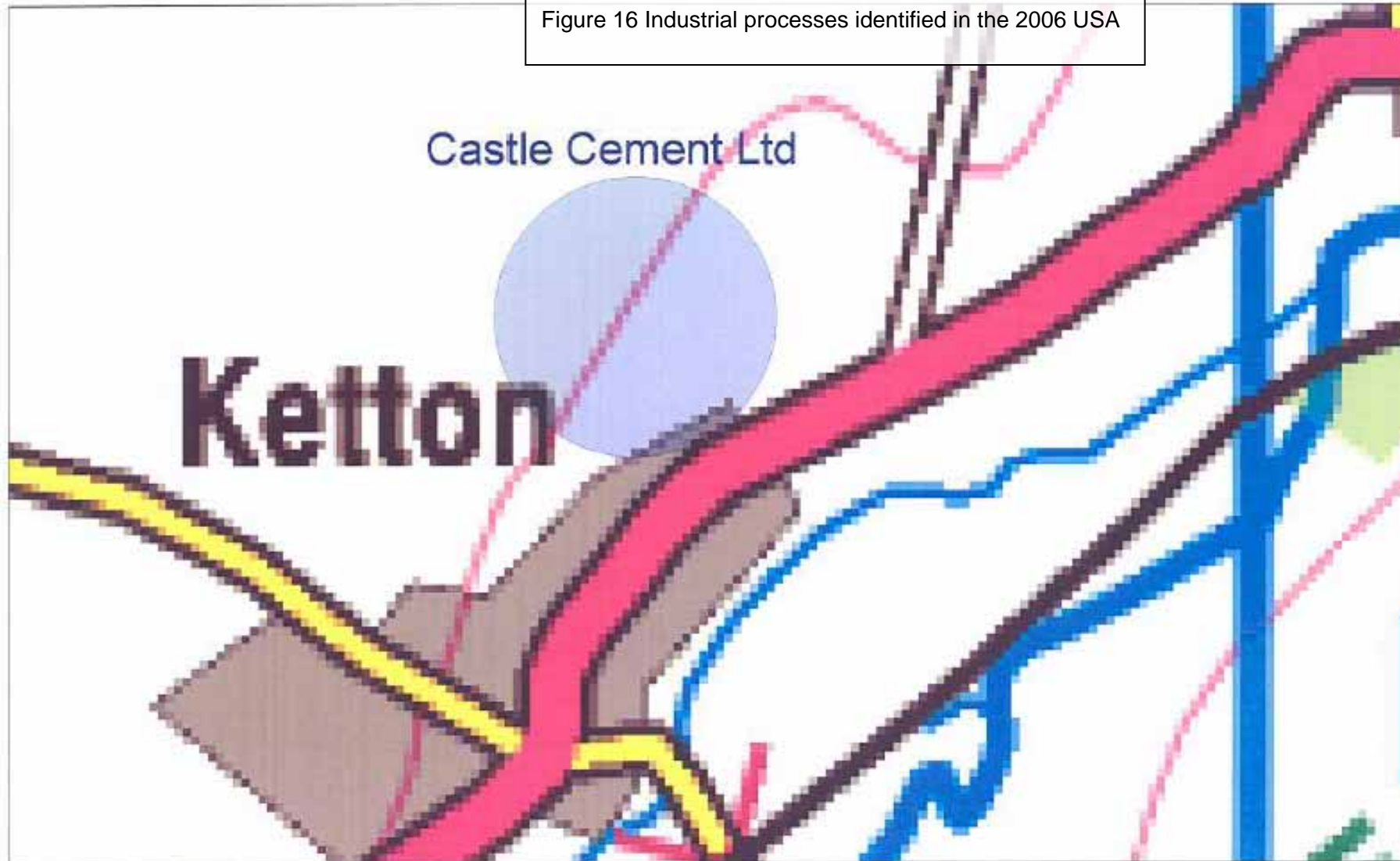
PCC GIS



PETERBOROUGH
CITY COUNCIL

This map is reproduced here in black and white from a survey conducted with the permission of Ordnance Survey, on behalf of the Director of Her Majesty's Stationery Office.
© Crown copyright. Unauthorised reproduction infringes Crown copyright and may well be prosecuted or civil proceedings. Peterborough City Council, LA 879866, 2002.

Figure 16 Industrial processes identified in the 2006 USA



Title Industrial processes identified in the 2006 USA

Department Environmental Health Drg. No.

PCC GIS

Scale 1:15000

Date 27th September 2006

Name DB



PETERBOROUGH
CITY COUNCIL

This map is reproduced from a base colour distance survey. It may not be published or used in any other way without the permission of the Controller of Her Majesty's Stationery Office. © Crown copyright. Unauthorised reproduction infringes Crown copyright and may lead to prosecution or civil proceedings. Peterborough City Council. LA07666. 3/06.

**Environment and Community Services
Bridge House
Town Bridge
Peterborough
PE1 1HU
01733 747474**

